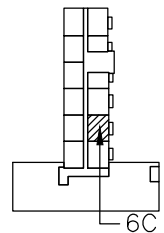
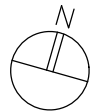
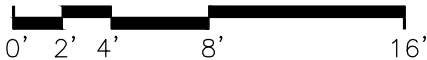


NOTE: ALL DIMENSIONS ARE APPROXIMATE TO  
 NORMAL CONSTRUCTION VARIANCES AND  
 TOLERANCES. SQUARE FOOTAGE EXCEEDS THE  
 USABLE FLOOR AREA AND INCLUDES COLUMNS,  
 MECHANICAL PIPES, SHAFTWAYS, CHASEWAYS AND  
 CONDUITS AND OTHER COMMON ELEMENTS.  
 SPONSOR RESERVES THE RIGHT TO MAKE  
 CHANGES IN ACCORDANCE WITH THE TERMS OF  
 THE OFFERING PLAN.

① UNIT 6C



PROJECT: 1308  
 SCALE: AS NOTED

THE PRINCE  
 33-61 PRINCE STREET  
 FLUSHING, NY 11354

  
 MY-ARCHITECT PC